



SYMMETRIC

Series 3

Symmetrical electric strikes are the most common on the market. They are **100% reversible** and feature an adjustable keeper.

DC models are equipped with electronic protection in order to prevent damages to your access control system. This also represents an advantage for the installer as the connection is not polarized.

Featuring a wide variety of functions and voltages, these strikes quickly unlock standard doors through low power consumption. Now featuring our special **multi-voltage coil**, a new symmetric model that can be 12V ac/dc or 24V ac/dc with only one single switch.

Technical Features

- Guaranteed endurance rating: 300.000 cycles (120N side-load on AC)
Max. side-load on AC: 160 N
Max. side-load on DC: 10 N
- Break-in resistance: 4.000 N
- Operating temperature range: -15 °C /+40 °C
- Housing Material: Zamak
- Keeper Material: Zamak
Keeper's Adjustability: 3 mm
Keeper Depth: 5,4 mm
- Guaranteed 3 years
- Complies with 2004/108/CE (EN 55014)
- Corrosion resistant according to UNI ISO 9227

Coil features

- B** 8-14 V ac/dc <1min
(14 Ω 0,68A at 12 V ac)
- J** 5-12 V ac/dc <1min
(8 Ω 0,9A at 9 V ac)
- E** 12 V dc ∞
(50 Ω 0,25A)
- F** 24 V dc ∞
(185 Ω 0,12A)

SYMMETRIC MULTI-VOLTAGE

12V ac/dc

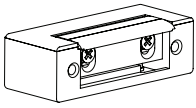
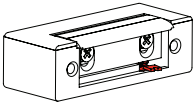
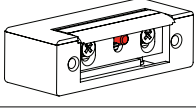
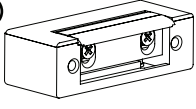
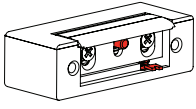
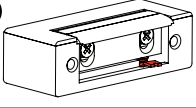
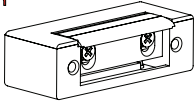
24V ac/dc

- W** **MULTI-VOLTAGE**
12 V ac <1min (35 Ω 0,25A)
24 V ac <1min (140 Ω 0,12A)
12 V dc ∞ (35 Ω 0,35A)
24 V dc ∞ (140 Ω 0,18A)

Special coils available upon request:

- D** 24 V ac/dc <1min
- T3** 8 V dc ∞

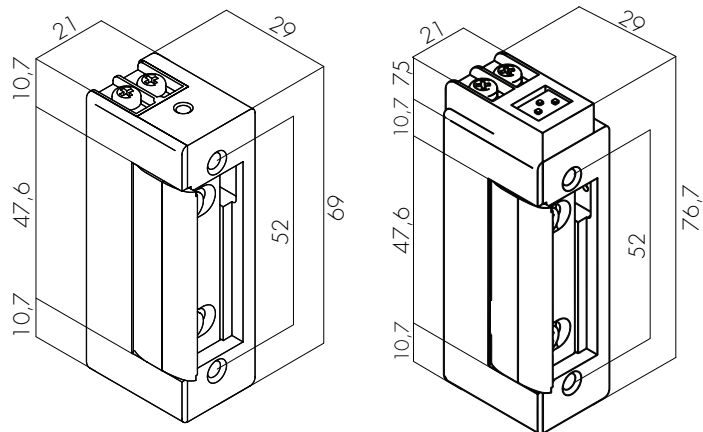
References and features

		Reversible	Adjustable keeper	Side-load	Electronic protection	Voltage	References <small>add faceplate</small>	
	Fail-secure	●	●	●		8-14 V ac/dc	30.1.00.B	
		●	●	●		5-12 V ac/dc	30.1.00.J	
		●	●		●	12 V dc	30.1.00.E	
		●	●		●	24 V dc	30.1.00.F	
		●	●		●	12/24 V ac/dc	30.1.00.W	NEW
	Fail-Secure with mechanical unlocking	●	●	●		8-14 V ac/dc	31.1.00.B	
		●	●	●		5-12 V ac/dc	31.1.00.J	
		●	●		●	12 V dc	31.1.00.E	
		●	●		●	24 V dc	31.1.00.F	
●	●		●	12/24 V ac/dc	31.1.00.W	NEW		
	Hold-open	●	●	●		8-14 V ac/dc	32.1.00.B	
		●	●	●		5-12 V ac/dc	32.1.00.J	
		●	●		●	12 V dc	32.1.00.E	
	Internal Hold-open	●	●	●		9-14 V ac/dc	32A.1.00.B	
		●	●	●		6-12 V ac/dc	32A.1.00.J	
	Hold-open with mechanical unlocking	●	●	●		8-14 V ac/dc	33.1.00.B	
		●	●	●		5-12 V ac/dc	33.1.00.J	
		●	●		●	12 V dc	33.1.00.E	
	Internal Hold-open with mechanical unlocking	●	●	●		9-14 V ac/dc	33A.1.00.B	
		●	●	●		6-12 V ac/dc	33A.1.00.J	
	Fail-safe	●	●		●	12 V dc	34.1.00.E	
		●	●		●	24 V dc	34.1.00.F	
		●	●		●	12/24 V ac/dc	34.1.00.W	NEW

Recommended Faceplates

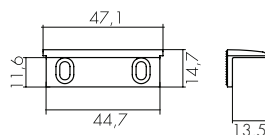
SHORT	LONG	ANGLED
01 Grey	04 Grey Brown	08 Brown
02 Grey	05 Grey Brown	09 Brown
61 SST	20 SST	12 Brown
62 SST	21 SST	13 Brown
66 SST	64 SST	16 Brown
92 SST	65 SST	17 Brown
	71 SST	
	73 SST	
BOX	74 SST	
81 Grey	C64 SST	
84 Grey	C65 SST	
Chrome		
Brass	D4 Grey Brown	

Dimensions



Available keepers

SK3 Deep adjustable keeper



ESP3

